



**WELCOME TO THE CRESCENT PRIMARY SCHOOL**

**MEETING FOR PARENTS/CARERS**

# Agenda

- \* Welcome and introductions
- \* School Overview
- \* Your Packs
- \* What to expect in Reception
- \* What you can do at home to prepare and support your child
- \* Any questions



# Our Reception Team



**In the  
pack**

- \* There are 7 members of staff in Reception:

## Our Teachers



Miss Peacock



Mrs David



Mrs Dench

## Our Support

Miss Fizul, Mrs Ware & Miss Howe

- \* Staff are available to meet with parents before the bell goes or after school for quick things
- \* At your 1:1 home visit you will be able to discuss your child's individual needs

# Empowering Learners to Achieve Big Dreams



Responsibility



Responsible Flo

Determination



Determined Daz

Respect



Respected Flo

Kindness



Kindness

Honesty



Honest Flo

Creativity



Creative Cub

# A safe and caring school where children are happy, well motivated and love to learn

## Health and safety...

- ❖ Fence and gates
- ❖ CCTV
- ❖ Secure entry system
- ❖ DBS
- ❖ Risk assessments



# A learning community with equal access to learning opportunities

- ❖ Family Support Workers
- ❖ Extended Schools
- ❖ Place2Be
- ❖ SENCo
- ❖ Nurture Provision
- ❖ EAL + Speech & Language support
- ❖ Parent workshops
- ❖ Look and Learns
- ❖ Coffee mornings

# School Uniform

In the pack



Purple, black and white hair accessories

White polo shirt

School cardigan

Grey skirt or pinafore

Grey tights

Black shoes

School sweatshirt



Black shoes



White polo shirt

Grey trousers

Grey socks



Purple PE top

Black or grey jogging bottoms

Black PE shorts

Black plimsolls

School PE bag



# We get MESSY!

This splodge is part of my lunch. I am trying so hard to use a knife and fork correctly when I eat.

I'm sorry that my uniform got dirty today but it helps to show what I have been learning!

Painting helps me to develop my creativity. Sometimes I accidentally get paint on my shirt as I work.

This black mark was made with a pen. I am trying so hard to develop my writing and drawing skills.

Sometimes my uniform comes home a little wet. I learn huge amounts of Science and Maths when I play in the water tray!

This grass stain shows that I have been using the outdoor area to develop my physical skills.

The Mud Kitchen is very messy but it helps me to develop my imagination and use of descriptive language.

Big movements like running and jumping help me to get better with small movements like writing!





# Our School Meals

MONDAY	TUESDAY	WEDNESDAY	THURSDAY	FRIDAY
Beef Burger or Quorn Burger	Lamb & Vegetable Pie or Vegetable Cottage Pie	Roast Turkey & Stuffing or Veggie Parcel	Chicken Curry or Vegetable Korma	Cod in Batter or Vegetable Cous Cous
-----	-----	-----	-----	-----
Sweetcorn New Potatoes	Peas Mashed Potato	Broccoli Carrots Roast Potatoes	Green Beans Mixed Rice Naan Bread	Baked Beans Peas Chips
-----	-----	-----	-----	-----
Berry Blancmange or Yoghurt or Fresh Fruit	Drizzle Cake or Yoghurt or Fresh Fruit	Vanilla Sponge or Yoghurt or Fresh Fruit	Butterscotch Delight or Yoghurt or Fresh Fruit	Fruity Traybake or Yoghurt or Fresh Fruit

# Free School Meals Application = Pupil Premium

Money for the school = money for your child

## Help with:

- After School club fees and kit
- After school activities club
- School trips
- Extra targeted support



# The 'knock on' effect of being late for school









# 10 Things Teachers Want Parents to Know

Dear parents,

Any school


Please,

1. If your child is young, please read to him/her every night.
  2. Allow me to hold your child accountable for his/her actions. 
  3. Your child's homework is not your responsibility. It is his/hers.
  4. Keep in mind that I am a professional and that I have the best interests of your child in mind.  
  5. We are on the same team. I also want your child to flourish and be happy.
  6. Be aware that your attitude towards me will influence your child's attitude.  
  7. It is okay for your child to experience failure. It is how he/she will grow.
  8. Give your child time to play with no agenda. Playing outside is even better.
  9. Talk to me before talking to the administration if you have any concerns.
  10. Encourage your child to be his/her own advocate. 
- Sincerely, your child's teacher.



**HOMEWORK**

Maths 1P-2-4  
Novel - read chapters 3



# Why can't I skip my 20 minutes of Reading tonight?

**Student "A"**  
reads 20 minutes  
each day

3600 minutes in  
a school year

**1,800,000 words**



*90<sup>th</sup> percentile*

**Student "B"**  
reads 5 minutes  
each day

900 minutes in  
a school year

**282,000 words**



*50<sup>th</sup> percentile*

**Student "C"**  
reads 1 minute  
each day

180 minutes in  
a school year

**8,000 words**



*10<sup>th</sup> percentile*

By the end of 6<sup>th</sup> grade Student "A" will have read the equivalent of 60 whole school days. Student "B" will have read only 12 school days. Which student would you expect to have a better vocabulary? Which student would you expect to be more successful in school...and in life?

(Nagy & Herriman, 1987)



# Early Years Foundation Stage (EYFS)





# The Early Years Team



An overview of the Early Years Foundation Stage have their own curriculum made up of 7 areas of learning.

- \* Communication and Language
  - \* Personal, Social and Emotional Development
  - \* Physical Development
  - \* Literacy
  - \* Mathematics
  - \* Understanding the World
  - \* Expressive Arts and Design
- 
- \* The children also have 1 PE lesson a week and a full morning/afternoon of physical activities once a week.





# The Early Years Team

## Our focus



In Reception, we focus on these key areas:

- \* Communication
- \* Play
- \* Happiness
- \* Academic achievement
- \* Fun!





Each year more than 90% of our children start in Reception with speaking and listening skills that are below expectations for their age.



We can't expect a child to write a sentence if they can't think or say a sentence.

**Talk to your child!**

Talk =  
**PROGRESS!!**

Chat in the  
car

Talk about  
what you see  
around you

Describe your  
child's play

Do things  
together

Walk and talk  
to school

Share a book

Sing! Not pop  
songs, but  
nursery  
rhymes

Tell jokes at  
bath time

Play and talk

# The Crescent Font

Not capitals  
please!



a b c d e f g h i j k  
l m n o p q r s t u  
v w x y z

They will be challenged and achieve high standards...

September



June

Once upon a time there lived a girl  
named Goldilocks and she went  
to the forest to see some flowers  
and she saw a house and she  
knocked on the door but no body was  
there so she went back and  
saw three little beds and she  
tried them but they were too  
big, too small and just right  
and it was just right and she  
went to bed and she woke up  
and she saw three bowls of  
porridge and she tried them  
and they were too hot, too cold  
and just right and she ate  
the porridge and she went  
to the parlour and she saw  
three chairs and she tried  
them and they were too hard,  
too soft and just right and  
she sat on the chair and she  
saw three beds and she tried  
them and they were too big,  
too small and just right and  
she went to bed and she  
woke up and she saw three  
cups of tea and she tried  
them and they were too hot,  
too cold and just right and  
she drank the tea and she  
went to sleep.

# What can you do to help at home?

- Help your child by making sure they have the skills they need to be independent at school.
- What skills are we talking about?



Following simple instructions

Putting on their own shoes and socks

Dressing and undressing independently

Putting on and taking off their own coat

Being able to use fastenings independently


Using the toilet (including wiping their own bottom)

Using a knife and fork to eat their food

If they have mastered these basic skills they will be in a great position to start school.

# An Incentive...

Every child who completes their chart will win a special prize!

 My 'Getting ready for school' chart

My name: \_\_\_\_\_

Can you...?	1 I started	2 I was doing really good	3 I was at 1 of the time!
For me and my family to be ready?			
Get dressed and get to school?			
Be in the toilet and use your toilet in one go?			
Put your school bag and shoes on and do them up?			
Get my food and eat by table and drink?			
Count to 10?			
Recognise numbers 1-5?			
Write my name in school letters?			
Draw my colors correctly (red, blue, green, yellow, black, white)?			
Follow simple instructions (up, down, on, your shoes are, put them on)?			

Bring your finished chart back to school in September for a special prize from Mrs Fairbank!



**“I want to help my child with their learning but am not sure how”**

- **Identifying colours**
- **Counting to 10**
- **Recognising number and basic shapes**
- **Listening to a story and answering questions**
- **Writing their name**








# The Early Years Team



## THE 'ALL ABOUT ME' BOOKLET

Please could this be finished in  
time for our home visits.

**In the  
pack**





# The Early Years Team



The common question all parents ask (and very often don't get the response they want!)

is.....

**“What did you do at school today?”**

**Responses:**

“Played all day”.

“Nothing much”

“Can't remember”



# The Early Years Team

You will know what they are doing by:

- Curriculum Overviews sent home and on our website
- Home Learning Challenges are also sent home
- Reading the weekly Newsletters (sent via email)
- Following us on Twitter
- Log on to the Electronic Profile



# Communicating progress



- Each child will have an electronic profile.
- Photos
- Videos
- Some written context  
- possibly note form
- Areas of learning





# Next Steps...



- Teddy's Bear Picnic - Friday 6<sup>th</sup> July 2018, 2:00pm - 3:00pm
- Home visits - 5<sup>th</sup>, 6<sup>th</sup> & 7<sup>th</sup> September
- **First Day at School!** - Monday 10<sup>th</sup> September 2018
  - Parents / Carers can come into class too, and stay until 10am.
  - After this point, Parents / Carers are invited to leave the classroom and come into the hall for tea / coffee and a special talk about Reception.
  - Children can then be picked up at 11.30am